



CEF

CHILD EVANGELISM
FELLOWSHIP®

Since 1937

Reaching children worldwide™

Updated
Holiday Bible Club
Resources 2026



BRAVE

ADVENTURERS

STANDING STRONG FOR GOD

www.cemf.org/resources/hbc/2026/



TEACHING RESOURCES

- Five full lesson texts
- Memory verse explanations
- Quiz questions and ideas
- Full-colour teaching visuals (PowerPoint™ or hard-copy)
- Theme song
- Lots of ideas for games, crafts, daily dramas and more!

DIGITAL DOWNLOADS

- To share with your team and print as needed

PROMOTIONAL MATERIAL

- Website banner
- Social media promo
- Posters & invites
- Banners

KIDS RESOURCES

- Activity books (three age levels)
- Name badges (four team icons)
- Memory verse tokens
- Craft templates



Speak to your local CEF worker or visit the link to download an order form and find out more.

www.cefireland.com/hbc2026

Child Evangelism Fellowship of Ireland
T: +44 28 9073 0925
e: ruthj@cefireland.com



Outdoor Banner



GAME

Vegetable soup. (Use this game as an introduction to the lesson. Alternatively, you could play the game halfway through the lesson to break it up—especially if you have younger children—or at another appropriate time in your programme.) Have children stand in a circle. Give each child the name of a different vegetable. Choose one child to stand in the centre of the circle. Call out the names of two vegetables and those children swap places. The child in the middle tries to get to one of the vacant spots before one of the other children. The child left in the centre of the circle tries to take one of the vacant spots when you call the names of the next two vegetables. Repeat several times. To finish, call, “Vegetable soup!” All the children swap places.



LESSON

(Since this lesson is focused on Christian growth, the message of salvation is condensed. Reinforce the presentation of the Gospel at another point in the club, e.g., by explaining a Gospel song before you sing it together.)

INTRODUCTION

Put your hand up if you like to eat broccoli or spinach or carrots. (Allow response.) The young men in today’s lesson asked if they could just eat vegetables! (Look puzzled.) Let’s listen carefully to find out why.

PROGRESSION OF EVENTS

Many years before the young men were born, God had brought the Jews into the land of Israel. (Show on the Bible Timeline.) The Jews were God’s chosen people and God promised them that, as long as they obeyed Him, they would live in the land of Israel. For a long time they did honour God and obey His commandments, but then they turned away from the only true God. They started to worship idols instead. They were breaking the first commandment which says, “You shall have no other gods before Me” (Exodus 20:3).

It is important to remember that God made us to bring honour to Him. That means we should obey God and respect Him. (You could write “honour = obey and respect” on a whiteboard/large sheet of card or show the wordstrip (page 3 in the Resource Pack).) He is powerful, holy and mighty. Can you think of any other words that describe our great God? (Allow the children to respond with a few suggestions. You might want to draw a circle on the whiteboard/large sheet of card and write the words inside.) We have such an amazing God! We should want to tell everyone about Him. Yes, God deserves to be honoured by you and me—and the Jews.

But they weren’t honouring God. Can you remember why? (Allow response.) God sent the prophet Jeremiah to warn the Jews that He would punish them

CT

if they didn't stop worshipping idols. Jeremiah said, "The king of Babylon will come to Judah. He will destroy your cities and take you captive to his country" (from Jeremiah 20:4). Do you think they listened? **No!** *(Everyone shakes his head and says, "No!")* Do you think God kept His word? **Yes**, of course He did. *(Everyone nods his head and says, "Yes!")* If God says He will do something, you can trust Him to do it.

King Nebuchadnezzar of Babylon sent his soldiers to take over the city of Jerusalem. Let's say, "Nebuchadnezzar," together. *(Write the name on a whiteboard/large sheet of card or show the wordstrip (page 3 in the Resource Pack).)* The soldiers brought back special items taken from the temple, for example, the vessels that were used in worshipping the one true and living God.

Flashcard 1-1

The king also ordered his commanders to capture handsome, strong, healthy and intelligent young men from royal families and bring them to Babylon. They would eat the king's food and wine and receive training in the language and literature of the kingdom. After three years, the best ones would be chosen to serve the king.

Among those captured were four young men, probably about fifteen or sixteen years old. Their names were Daniel, Hananiah, Mishael and Azariah. *(As you say the names, write them on a whiteboard/large sheet of card or hold up wordstrips (page 4 in the Resource Pack).)* Let's say their names together. Their names all had a special meaning about God. I wonder, do you know the meaning of your name? *(Allow response. Share what your name means if applicable or give a few examples.)* Daniel's name meant "God is my judge"; Hananiah's meant "The Lord is gracious"; Mishael's meant "Who is like God?" and Azariah's meant "The Lord has helped."

Guards led the captives into Babylon through one of the massive arched gates in the huge double walls surrounding the city. Behind the walls stood tall buildings, including a temple to the Babylonian gods, decorated with colourful pictures of lions, bulls and dragons. You can still see the remains of these pictures and walls today. *(If possible, show a picture of some ancient Babylonian architecture, such as the remains of the Ishtar gate.)* How do you think the young men felt, being so far away from their families and friends? *(Allow response.)*

Flashcard 1-2

The young men met Ashpenaz, the king's chief official. One of the first things he did was to give them new names. He changed Daniel's name to Belteshazzar, Hananiah's name to Shadrach, Mishael's name to Meshach and Azariah's name to Abed-Nego. *(You could write the new names beside the names you wrote earlier on the white board or add the wordstrips (page 3 in the Resource Pack).)* Their new names meant things about the false gods of Babylon. Why do you think the official gave them these new names? *(Allow the children to respond.)*

He wanted them to forget about their God! Would they forget? **No!** (*Everyone shakes his head and says, "No!"*) Changing their names didn't change the sort of people they were. Most of the people of Judah did not honour the one true God anymore, so God had punished them by allowing Nebuchadnezzar to defeat them and bring them as captives back to Babylon. These four young men were different. They loved God and honoured Him and they would continue to honour God, even in Babylon. They were determined to trust Him and obey Him no matter where they were.

CTU

Do you honour God? You cannot truly honour God until you have trusted in Jesus to be your Lord and Saviour. Do you realise that when you disobey God's commands—like not honouring your parents or not loving God with all your heart—you are dishonouring Him and you deserve to be punished? God loves you so much, He sent His only Son to take your punishment when He died on the cross. Today Jesus is alive and will forgive you for all your sin. Honour God today by trusting in Jesus to be your Lord and Saviour.

CTS

If Jesus is your Saviour, honour God no matter where you are—in school, at home or with your friends. Be determined to obey God. **God gives His children strength to honour Him.** (*Show the central truth visual and have the children say it with you.*)

Flashcard 1-3

The young men were to live in the king's palace and eat the same food the king was eating. That was really special! The food was probably the very best in Babylon. Look at them sitting at the table. Imagine the smell from the delicious food as it wafted past their noses when the servants brought it in on the grand platters and set it on the table in front of them. (*Pretend to smell the air with the children and say, "Mmmm!"*)

But the four young men probably looked at each other with concern. (*Show a puzzled face.*) You see, God had given the Jews special laws about foods they should not eat, some of which were probably being served on the platters. Also they knew that the custom in Babylon was to dedicate meat and wine to idols before serving it. Eating this food would not honour the true and living God because they would be disobeying God's commands. What would Daniel and his friends do? Listen as I read from Daniel 1:8 and tell me what Daniel did. (*Read Daniel 1:8a from your Bible.*) "But Daniel purposed in his heart that he would not defile himself with the portion of the king's delicacies, nor with the wine which he drank ..." (*Allow response.*) Daniel was determined he would not defile himself by eating the king's food. "To defile" means "to make unclean or impure". The most important thing to Daniel and his friends was to keep their lives clean and pure before God, so they honoured God by obeying His laws about the food they ate. (*Background information: see Leviticus 11:41-47 and Leviticus 17:10-14. The Babylonians did not properly drain the blood from carcasses when preparing meat, which violated God's restrictions for His people. Deuteronomy 32:37-38 refers to the heathen practice of offering food to idols.*)



The 'GOD RULES: BE STRONG' Teachers' Guide suggests teaching 1 Samuel 2:30 on day 1. However, in a BRAVE ADVENTURERS Holiday Bible Club, we recommend this verse instead.

Intersperse the **explanation**, **application** and **repetition**.



MEMORY VERSE

DANIEL 11:32

(ESV) "... the people who know their God shall stand firm and take action."

(NKJV) "... the people who know their God shall be strong, and carry out great exploits."

(KJV) "... the people that do know their God shall be strong, and do exploits."

INTRODUCTION

Stand up and show me how strong you are. *(Everyone does the action of flexing his muscles.)* Our verse today talks about being strong *(standing firm)*. Do you think it's talking about your muscles? Let's find out.

PRESENTATION

The verse is found in the book of Daniel, where our Bible lessons are found. While ___ *(insert child's name)* reads the verse from the Bible, I want you to check that the words are the same. *(Have a helper read Daniel 11:32 from the Bible. While he reads, hold the memory verse visual up for the children to see.)* Thumbs up if they were the same. These words are not made-up, they are from God's Word, the Bible, so they are 100% true. *(Repeat the verse a few times with the children.)*

EXPLANATION

"the people who know their God"—Who are "the people who know God"? *(Allow response.)* Today they are boys and girls and grown-ups who have put their trust in the Lord Jesus for the forgiveness of their sin and are growing in their faith.

"shall be strong (stand firm)"—Do you think that knowing God makes your muscles strong? *(Flex your muscles and allow response.)* No! When you know God, the Holy Spirit comes to live in you. God is all-powerful, so He will give you strength to stand firm and live for Him because you and I couldn't do that with our own strength.

"and carry out great exploits (take action)"—When God gives you strength you are able to take action and do things—great things. For example, as you grow to know God more and more, He will give you strength to do what is right when it's more popular to do what's wrong. He will give you power and courage to do things that you couldn't do by yourself, like sharing the good news of the Gospel with those who don't know Him, such as a friend in school. You will know it was God giving you strength and others will see that it was God too.

APPLICATION

Unsaved: Maybe you are trying really hard to be good but you know that you still do things that are wrong no matter how hard you try. That is because you need God's strength to help you. You need to admit that you have sinned against God and if you are truly sorry, He will forgive you because of what the Lord Jesus did on the cross. He will give you the strength to live for Him.

Saved: Keep getting to know God more and more so that you will be strong in the Lord. Depend on God's power and strength, not your own. There may be times when others make fun of you for what you believe but God will give you the courage and strength to stay strong. He will help you to tell others about the Lord Jesus and God will give you the strength to obey Him even when no-one else is.


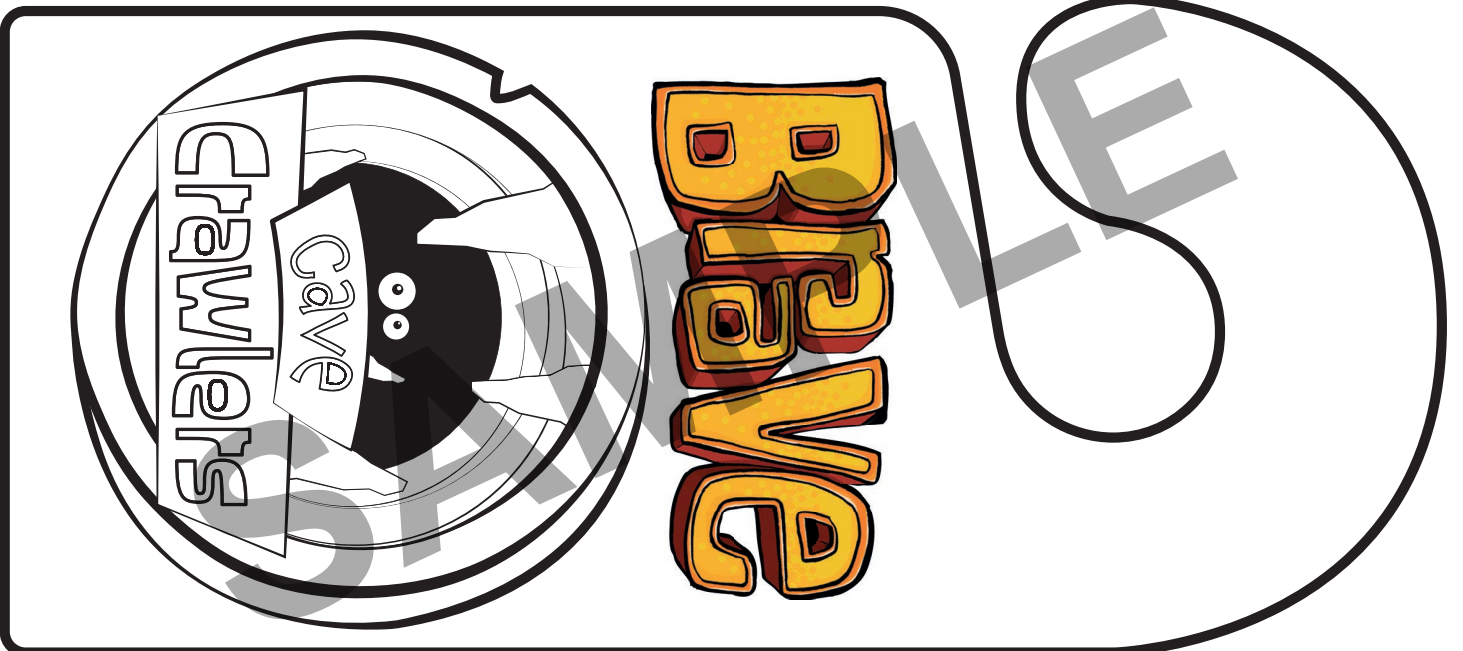
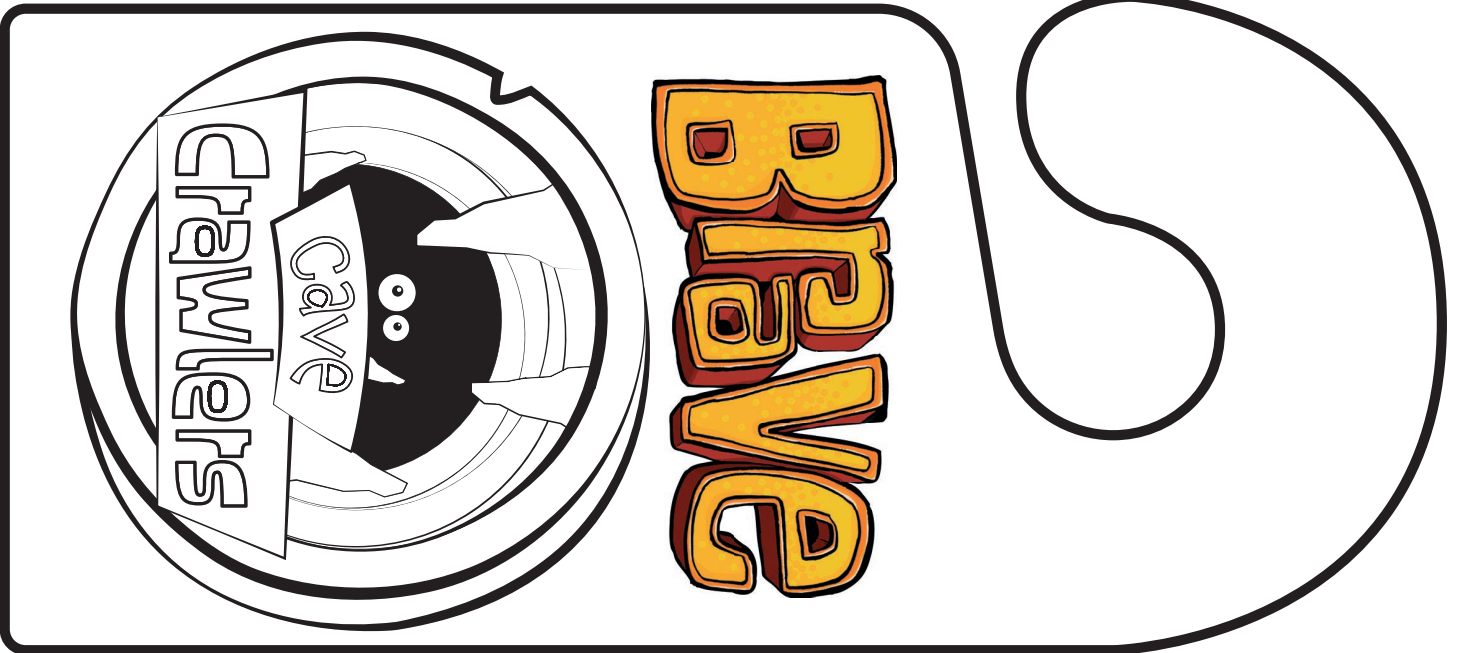
REPETITION

Actions. Do actions together as you say the verse:

- “the people”—Point to each other.
- “who know their God”—Point upwards with both hands.
- “shall be strong, and carry out great exploits (stand firm and take action)”—Flex your muscles.

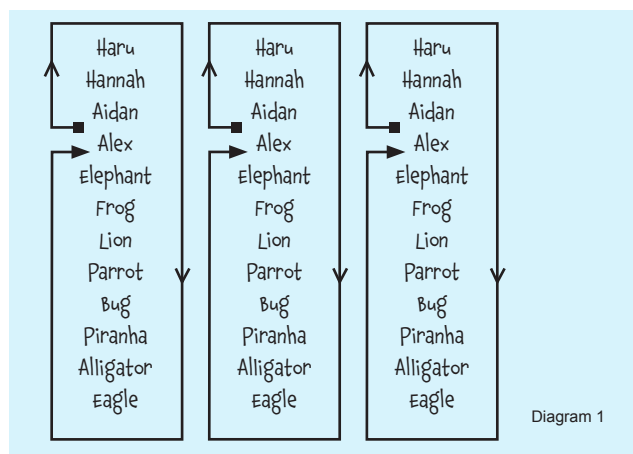
Cover it up. As the children get to know the verse, cover parts of the memory verse visual with pictures of vegetables. As the verse is repeated, continue to cover more and more words. Finally take the words away and see if they can say the verse with no words or adults helping!





1 A day on Feary Island

Divide the children into two or more teams. Give each child in the team a name: Haru, Hannah, Aidan, Alex, elephant, frog, lion, parrot, bug, piranha, alligator, eagle. Ask each team to sit in a line, one behind the other, in the same order (see diagram 1). Make up a fun story using all the names you have included. Each time a name is mentioned the story is paused and the children with that name must stand up, run around their team and sit down again (an example is shown for when Alex is mentioned). It is important, to avoid collisions, that the children all run in the same direction. The first child to sit down again, wins a point for their team. Include phrases like “all the adventurers” and “all the animals” in your story, so that multiple children have to run at once.



2 Adventurers change

Materials:

- Parachute

All the children stand around the parachute and hold onto the edge with both hands. At the same time they all lift up the parachute and they all bring the parachute down together. As the children continue to do this, the leader calls out a number of statements beginning with “Change if ...” The children who can relate to these statements swap places under the parachute before it falls, and run to an empty space. Examples of statements include:

- you like carrots (repeat for various vegetables after lesson 1).
- you have ever seen a parrot (repeat for various animals that might be found on Feary Island).
- you have ever been in a cave/jungle/small boat.
- you have ever walked behind a waterfall/climbed a mountain.



3 Alligators and adventurers

Materials:

- Parachute

All the children stand around the parachute and hold onto the edge with both hands. Choose one child to be the adventurer and one to be the alligator who is trying to eat them! The rest of the children protect the adventurer by raising or lowering the parachute. When the adventurer goes under the parachute, it should be lower so that the alligator can't get in. If the alligator goes in the adventurer should be allowed to escape quickly. When the alligator catches the adventurer, choose a new alligator and adventurer.

4 Bridge of the brave

Materials:

- Balloons (few per team)
- Tape

Use tape to create a narrow "bridge" line on the floor in front of each team. Divide the children into two or more teams and have them line up for a relay race. Give each team a balloon. When you say, "Go" the first child from each team must put the balloon between their knees and walk across the bridge carefully. If the child drops the balloon they must stop, pick it up and go back to the spot where it was dropped. Once they reach the end of the bridge the child can hold the balloon in their hands, run back, and give the balloon to the next player who will follow the same process. The first team to each have a turn, and be sitting in a straight line, wins the game!

5 Capture the creepy crawlies

Materials:

- Balls (various sizes)

All the children stand in a circle facing inwards, with their feet apart and touching the feet of the children on either side. Starting with one ball, and adding more as the game progresses, try to roll the ball through the legs of another child. The object of the game is to capture the creepy crawlies (balls) inside the circle. Each child must bend down and use their hands to stop the creepy crawlies from escaping through their legs. If a creepy crawly escapes through a child's legs they can use only one hand from now on. If another creepy crawly escapes through their legs they are out and the circle gets smaller. Continue until a winner remains or time is up.



CEF

CHILD EVANGELISM
FELLOWSHIP®

Since 1937

Reaching children worldwide™

Level
1



BRAVE

ADVENTURERS

STANDING STRONG FOR GOD

FANG JUNGLE

CAVE OF SHADOWS

Activity Book

Name: _____



Search your App or Play Store for Bible.is and download it.

It's a red icon that looks like this:



Open app and select language.

If your language has more than one version, choose one. For a version with audio, choose one with



Tap to play.



Hi, my name is Hannah
All of the stories and
memory verses this week
are from the Bible—if you
don't have one you can
download this App.



Prepare for an adventure!

Hi, I'm Haru.

Your first challenge is to remember the verses you have been learning.

Write down the memory verses so you can practise them.



Daniel 11:32



If you want to find out more about God, check out athome.cefireland.com

Romans 6:23

Day 1

This Bible story is from Daniel chapter 1.


Daniel and his friends were taken to a far away land.
Draw how you think they felt.




Daniel



Hananiah



Mischael



Azariah

They still obeyed God.

God is ...

powerful

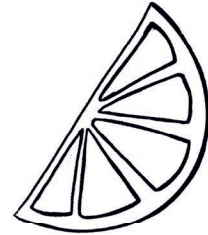
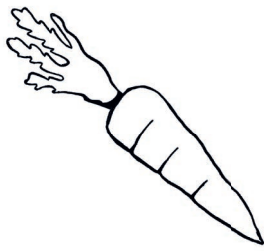

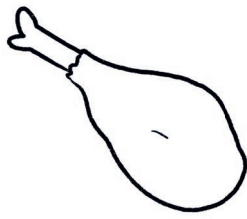
holy

amazing



Cross out the food they did not eat. Colour in what they did eat.

I love vegetables!



They were 10 times more healthy than the others!
(Colour in number 10.)

1

6

10

2

13

7

8

12

God gives His
children strength
to honour Him

When you trust in Jesus you become
one of God's children!





CEF
CHILD EVANGELISM
FELLOWSHIP
Since 1937 Reaching children worldwide

Level
2



BRAVE

ADVENTURERS

STANDING STRONG FOR GOD

FANG JUNGLE

CAVE OF SHADOWS

Activity Book

Name:



Search your App or Play Store for Bible.is and download it.

It's a red icon that looks like this:



Open app and select language.

If your language has more than one version, choose one. For a version with audio, choose one with



Tap to play.



Hi, my name is Hannah
All of the stories and
memory verses this week
are from the Bible—if you
don't have one you can
download this App.



Prepare for an adventure!

Hi, I'm Haru.

Your first challenge is to remember the verses you have been learning.

Write down the memory verses so you can practise them.



Daniel 11:32

**AT HOME
RESOURCES**


If you want to find out more about God, check out
athome.cefireland.com

Romans 6:23

Day 1

This Bible story is from Daniel chapter 1.

What do we know about the four young men?
(Circle the answers.)



handsome

healthy

funny

from royal families

intelligent

strong

What was different for them in Babylon?



N__ m__



l__ ngu__ g__



Cultur__



F__ __ d



Did these changes make them forget about God? (Colour the correct answer.)

Yes / No

They knew that eating the king's food would not honour God.
To honour means to

***Hint**
Go back one
letter in the
alphabet.

p c f z s f t q f d u
□ □ □ □ and □ □ □ □ □ □ □ □ .

To honour God today you need to
careful what you ...



Look at on TV
or online



Listen to



Daniel would
not eat or drink
anything God did
not want him to.

God gives His
children strength
to honour Him

When you trust in Jesus you become
one of God's children!





CEF
CHILD EVANGELISM
FELLOWSHIP®
Since 1937 Reaching children worldwide®

Level
3



BRAVE
ADVENTURERS
STANDING STRONG FOR GOD

FANG JUNGLE

CAVE OF SHADOWS

Activity Book

Name:



Search your App or Play Store for Bible.is and download it.

It's a red icon that looks like this:



Open app and select language.

If your language has more than one version, choose one. For a version with audio, choose one with



Tap to play.



Hi, my name is Hannah
All of the stories and
memory verses this week
are from the Bible—if you
don't have one you can
download this App.



Prepare for an adventure!

Hi, I'm Haru.

Your first challenge is to remember the verses you have been learning.

Write down the memory verses so you can practise them.



Daniel 11:32

**AT HOME
RESOURCES**

If you want to find out more about God, check out
athome.cefireland.com

Romans 6:23

Day 1

This Bible story is from Daniel chapter 1.

Use this word bank to fill in the blanks

language

judge

Babylon

Meshach

Abed-Nego

helped

gracious

Daniel

Four young men were taken from Jerusalem to _____ .

They had to learn a new _____ and culture.



Name _____

Meaning God is my _____

New name Belteshazzar



Name Hananiah

Meaning The Lord is _____


New name Shadrach



Name Mishael

Meaning Who is like God

New name _____



Name Azariah

Meaning The Lord has _____

New name _____

Did these changes make them forget about God?
(Circle the correct answer.)

Yes / No

They knew that eating the king's food would not honour God.
To honour means to

p c f z s f t q f d u
 and

***Hint**
Go back one letter in the alphabet.





Use the key below to answer.

- = e
- ▲ = i
- = o


Where can you honour God?

■ ●
 H__ m__
■ ■
 Sch__ _ l
▲ ▲ ●
 W__ th fr__ _ nds

When you're faced with a tough problem you can ...

(Write the words Think, Pray, Say "no", Go in the appropriate shape and chat to your leader about what this means.)

 God gives His children strength to honour Him

When you trust in Jesus you become one of God's children!

