

GOD
says

SAMPLE LESSON



GOD says

Manual originally prepared by *Child Evangelism Fellowship®* of Ireland

Revision: Philippe Mayhew, Marika Muhr and David Crutchley

Layout: Brent Hautle

Illustrations: Marek Moskor

Copyright © 2005 European *Child Evangelism Fellowship®*.

All rights reserved. No part of this publication (including the visuals on PowerPoint) may be reproduced, stored in a retrieval system, or transmitted, in any form or by any means, electronic, mechanical, photocopying, recording or otherwise without the prior permission of the copyright owner.

Scripture quotations taken from the New King James Version.
Copyright © 1982 by Thomas Nelson, Inc. Used by permission.
All rights reserved.

ISBN 83-88905-41-4



CEF

CHILD EVANGELISM
FELLOWSHIP®

CEF European Centre, Kilchzimmer

4438 Langenbruck, Switzerland

www.cefeurope.com

Kilchzimmer@cefeurope.org

Contents



Introduction	1
<hr/>	
God Says This is My Word	
Lesson 1 • Why Study the Bible?	3
Lesson 2 • How to Study the Bible	7
<hr/>	
God Says These are My Standards	
Lesson 3 • The 1st & 2nd Commandments	11
Lesson 4 • The 3rd & 4th Commandments	15
Lesson 5 • The 5th 6th & 7th Commandments	19
Lesson 6 • The 8th 9th & 10th Commandments	23
<hr/>	
God Says Christ is the Answer	
Lesson 7 • His Deity	27
Lesson 8 • His Life	31
Lesson 9 • His Death	35
Lesson 10 • His Resurrection	39
<hr/>	
God Says What is Your Response?	
Lesson 11 • Are You Saved?	43
Lesson 12 • Are You Growing?	47
<hr/>	
Appendix 1: Visuals	51
Appendix 2: Handouts	83

Introduction



Helping teens discover what 'God Says'

The manual *God Says* was produced by Child Evangelism Fellowship® of

Europe for the Junior

Youth Challenge ministry. It is part of a 5-year cycle and provides enough material for 12 to 24 sessions.

The lessons were written for the 11-15 year olds but can be adapted for an older age group. It can meet the needs of both saved and unsaved teens. Some lessons give a clear presentation of the Gospel, others help young Christians in their walk with God, but several are a combination of both.

Aiming at heads, hearts & hands

Clear objectives are given at the beginning of each lesson, focusing on three aspects:



knowledge




emotions



actions.

It is vitally important to not only teach doctrine but also to apply it faithfully. Teens need to be encouraged to put the lessons into practice in their everyday life.

An additional objective is given  to indicate how the unsaved should respond to the teaching.

Using a variety of methods

Notes for the teachers are inserted in italics

in the lesson

text. They provide

a variety of methods that can facilitate the teens' involvement: case studies, role plays, sketches, interviews, workgroups, etc.

Some methods require a lot of time. It is recommended to divide the lessons into two



parts in order to make full use of the methods. An icon indicates where to split the lesson. If the teacher needs to cover the lesson in one go, he will have to select the ideas that

will be the most useful to his group and leave the rest aside.

Preparing visuals & handouts

Visuals and handouts are supplied for all

lessons. They

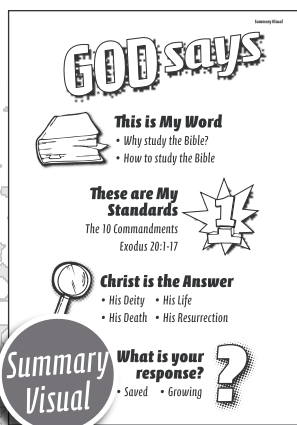
are numbered and

gathered at the end of the manual. The lesson text indicates when to use them.

Please note that they are protected by copyright and can be used only by the owner of the manual.

If visuals are to be used in a small group, they can be enlarged on paper or card. In a larger group, it is better to photocopy them on acetate and use an overhead projector. The teacher may also use the PowerPoint® files made available on the CD.

Some visuals should not be revealed all at once. The teacher can position covers and remove them progressively as he teaches the lesson. It helps keep the teens' attention. The "summary visual" should



be used to recap previous lessons and explain the progression. Again it is better to reveal it one section at a time.

The handouts should be photocopied and given out to the

teens. They include some creative ideas: wordsearches, crosswords, charts, questions, etc. Teens can fill them in during the programme or later at home. It will help them review the lessons and memorise the main points.

Adding colour with the CD

The CD contains:

+ All the visuals,

in black and

white and colour,

in Adobe® Acrobat® PDF and Microsoft® PowerPoint® format.

+ All the handouts, in black and white and colour, in Adobe Acrobat PDF format.





For US teachers, visuals and handouts in US letter format (8½ x 11 inches) have been added to the CD.

If the CD is damaged when purchased, the CEF European Centre can indicate how to get a new one. CEF has made sure that these files are virus free. Only the owner of this material has the right to use the files.

We trust this material will be a blessing to many teachers and teens.

Why study the Bible?

Objectives: *We would like the teens:*

-  to understand why the Bible is a special book – God inspired it!
-  to realise that the Bible can greatly change their lives and mould them into the person God wants them to be.
-  to read the Bible regularly and seek God's instructions for their Christian life.
-  to find in the Bible the way of salvation.

Introduction: *Sketch in a bookshop*

Ask teens beforehand to prepare a little sketch in two parts, one for the introduction of the lesson and one for the conclusion. Give them a novel, a biography, a travel book and different kinds of Bibles.

- Suzie enters a bookshop: "I'm looking for a special book, something exciting!"
- Salesman: "Here is a fantastic novel. Once you start it, you won't be able to set it down."
- Suzie: "No, I want a true story that would challenge me."
- Salesman: "I see. Here is an excellent biography, very inspiring."
- Suzie: "No, I need something that can help me find my way in life."
- Salesman: "Oh, you need a travel book! Take this one and you will be ready for your next holiday trip!"

Suzie is disappointed. But we will meet her again at the end of the lesson. What book would you recommend to her? Is the Bible the special book she needs? Why? In our group we study the Bible. This book is at

the centre of all we do together. Let us think about why this book is different from any other book, and why we study it.

The Bible is God's Word



[Visual 1 - Show the newspaper and refer to the different headlines as you cover the next points of the lesson.]

1. Inspiration

The Bible was written by men, but they were chosen and guided by God. The Holy Spirit directed them so that the words they wrote were exactly what God wanted. Look up 2 Peter 1:21. The Bible is inspired by God (2 Timothy 3:16). It is God's Word!

2. Unity

As a result of inspiration, the Bible has a wonderful unity. The 66 books of the Bible were written by over 40 different people (shepherds, fishermen, kings, etc.) who lived at different times in history. Between the writing of the first book and that of the last, about 1,600 years elapsed. But, because they were inspired, the writers did not contradict each other and gave a harmonious teaching.

3. Accuracy

God's Word is precise and exact. This was confirmed through the years by different discoveries. Example: Luke 3:1 speaks about Lysanias as being the Tetrarch of Abilene.

For many years scholars thought that Luke was wrong because it was common knowledge that Lysanias was the ruler of Chalcis about 50 years earlier than Luke described. But an archaeological inscription has since been found, saying that Lysanias was the tetrarch in Abilene near Damascus at the time that Luke said. It turns out that there had been two people name Lysanias.

The exactness of the Bible can also be seen in the fulfilment of Old Testament prophecies. It is especially striking as we consider prophecies about the Lord Jesus.

Method: *Workgroups on prophecy*

Divide the teens into groups of three or four.

Hand out to each group a copy of

Psalm 22:7-21 and Matthew 27:35-46.

Ask them to find the correspondence between the Old Testament prophecy and the New Testament record of Christ's crucifixion. Make sure you will have enough time to use this method. It might not be the case if you plan to teach the whole lesson in one go.

4. Preservation

Through history many people tried to eradicate the Bible but never managed to. God's Word is everlasting – Isaiah 40:8. We also know that it has been faithfully transmitted through generations. In the winter of 1946-1947, a shepherd made a great discovery close to the Dead Sea. He found jars full of scrolls. These scrolls contained old copies of the Old Testament. As these texts were compared to our recent versions of the Bible, they were found to be very similar. This was a great confirmation that the Bible we have is reliable.


So, why study the Bible? The obvious answer is because it is God's very own Word! What a privilege it is to be able, at any time, to open

the Bible and discover what God has to say to us. If you were to receive a letter from someone really famous you would be excited about it. How much more excited we should be to have access to God's own Word!



If you plan to teach this lesson in two parts, stop here.

The Bible can change your life



[Reveal visual 2 progressively as you go through the second part of the lesson.]

The Bible can make a real difference to your life. As you study the Bible you will find that it is:

1. Powerful

Method: *Sword drill and questions*

Ask the teens to "draw their swords" (hold their Bible up high). Give a Bible reference – e.g. "Romans 1:16." Have them repeat it. Then command, "Attack!" and they compete to find the verse. The first teen to find it stands up. Give a few moments for others to find it, and then ask the winner to read the verse aloud. Some questions will help the group examine the verse. What does the word "Gospel" refer to? What power does the Gospel have? Who can be saved? (You may use the same method as you deal with key verses in the rest of the lesson).

The Bible shows you how you have sinned and fallen short of God's standards (Romans 3:23), but it also shows how God has provided you with a way of forgiveness through Jesus Christ (Romans 5:8).

The Gospel is powerful – by turning from your sin and putting your faith in Christ, you can be saved. As you study God’s Word, God the Holy Spirit can speak to you through it and show you your need of salvation. If God speaks to you through His Word, obey Him.

2. Profitable

For those of us who are Christians, studying the Bible is profitable because we will learn things that will be of benefit to us. [*Sword drill for 2 Timothy 3:16.*] In what ways can the inspired Scripture be profitable to us? Pick out four key words.

- ✦ Doctrine (teaching) shows what is right.
- ✦ Reproof (rebuking) points out what is not right.
- ✦ Correction shows how to get it right.
- ✦ Instruction (training) teaches how to stay right.

God’s Word helps us learn more about what we believe. It can show us areas of our lives where we are going wrong. It can help us get things right and keep them right.

3. Personal

In any relationship, we learn more about people as we listen to what they have to say. When we allow God to speak to us through His Word, we get to know Him better as we discover things about Him that we had not known before. As we draw near to God by reading and submitting to His Word, He draws near to us and our personal relationship with Him is strengthened (James 4:8).

God can use His Word to speak to us personally. As we read, we may discover a truth that can help us deal with a specific situation we are facing. God knows all our needs, and so is able to speak to us

personally and guide us through His Word. [*Sword drill for Psalm 119:105.*] According to this verse, what does the Word do? Does God light up the whole path of our lives, or does He guide step by step? How does this strengthen our relationship with Him?

4. Practical


As you study at school you learn many things that you need for exams, but which do not make any difference at all to the type of person you are. God’s Word is not like that! It is practical, affecting our everyday lives. [*Sword drill for James 1:22.*] What piece of warning do we find in this verse? Can you think of areas in which we find it hard to put God’s Word into practice?

When we discover something in God’s Word, we must seek to put it into practice. Do you believe that God wants you to obey your parents? Then do it! This instruction comes from a God Who loves you and Who knows what is the best for you. Is God telling you to share the message of Jesus with your friends? It is so important to do what He says!

5. Productive

Studying the Bible and obeying what it says will prove productive by making us the sort of people God wants us to be. [*Sword drill for Mark 4:20.*] What is the Word compared to in this verse? If you receive the seed, what should happen? What kind of fruit is the verse talking about?

God expects Christians to grow and He has told us the kind of “fruit” He wants to see in our lives (Galatians 5:22). Young Christian, is your life producing “fruit”? It will only do so if you are willing to spend time studying God’s Word.

Method: Handout

Photocopy handout 1 for all the teens. They could fill it in during the programme or later at home. It will help them review the lesson and memorise the main points.

Conclusion: Second part of the sketch

- Suzie: "No, no, I don't need a travel book or a biography or a novel. I'm afraid I don't know myself what I am looking for!"
- Another customer in the shop: "Excuse me, I happened to overhear your conversation. I personally read a book that does me good and helps me find my way in life. Have you ever read the Bible?"
- Suzie seems interested: "I must say I never read the Bible even though I hear a lot about it."
- Salesman: "Come over here. We have different kinds of Bibles ... and some special offers!"

Isn't it awesome to know that we have God's Word available to us at any time! What part does God's Word play in your life? Have you discovered the way of salvation it reveals and placed your faith in Jesus Christ? If so, make sure that day by day you set aside time to study the precious Word of God. Only then can you hope to grow into the type of person God wants you to be. ●

HANDOUT 1 ANSWERS

Symbol puzzle: Turning; Obey; Inspired; Unity; Privilege; Jesus; Person; Prophecies; Preserved; Word; Trusting; Lord; Forty; Sea; Change; Accurate.

Fill in the blanks 1: Word; Inspired; Forty; Unity; Prophecies; Accurate; Sea; Preserved.


Unscramble: Powerful; Practical; Profitable; Personal; Productive.

Fill in the blanks 2: Privilege; Turning; Trusting; Lord; Jesus; Obey; Change; Person.

Visuals

Appendix

1



Powerful
Romans 1:16

Profitable
2 Timothy 3:16

Personal
Psalms 119:105

Practical
James 1:22

Productive
Mark 4:20



Powerful
Romans 1:16

Profitable
2 Timothy 3:16

Personal
Psalms 119:105


Practical
James 1:22

Productive
Mark 4:20

Handouts

Appendix

2



study the Bible?

Use the symbols to discover the eighteen words

☼	✱	♣	☞	✱	☾	★	⊙	>	✚	✱	✕	♩
C	R	D	A	X	H	L	J	Z	B	U	V	S
✧	■	◁	✱	★	☞	★	✚	✚	✱	✱	→	★
G	N	W	F	O	I	P	M	E	T	Y	Q	K

✱✱✱■☞■✧

★✚✚✱

☞■♩★☞✱✚

✱■☞✱✱

★✱☞✕☞★✚✧✚

⊙✚♩✱♩

★✚✱♩★■

★✱★★☞☼☞☞☞

★✱✚♩✚✱✕✚

◁★✱♣

✱✱✱♩✱☞■✧

★★✱✱

✱★✱✱✱


♩✚☞

☼☞☞■✧✚


☞☼☼✱✱☞✱✱✚

Now fit the words you have found into the sentences below, and unscramble the five headings from this week's lesson.

We should study the Bible because it's God's very own _____. The Holy Spirit _____ the authors so that they wrote exactly what God wanted. Although more than _____ people were involved, the Bible has a wonderful _____. Discoveries and the fulfilment of _____ show that the Bible is _____. The Dead _____ Scrolls indicate that the Bible is wonderfully _____.



What an awesome _____ it is to have God's Word! Have you obeyed its message by _____ from your sin and _____ in the _____ ? If so, then you should not only read the Bible, but _____ what it says. As you do, God will _____ your life and make you the kind of _____ He wants you to be.



study the Bible?

Use the symbols to discover the eighteen words

☉	✱	♣	☞	✱	☾	★	⊙	>	✚	✱	✕	♩
C	R	D	A	X	H	L	J	Z	B	U	V	S
✧	■	◁	✱	★	☞	★	✚	✚	✱	✱	→	★
G	N	W	F	O	I	P	M	E	T	Y	Q	K

✱✱✱■☞■✧

★✚✚✱

☞■♩★☞✱✚

✱■☞✱✱

★✱☞✕☞★✚✧✚

⊙✚♩✱♩

★✚✱♩★■

★✱★★☾✚☉☞☞

★✱✚♩✚✱✕✚

◁★✱♣

✱✱✱♩✱☞■✧

★★✱✱

✱★✱✱✱


♩✚☞

☉☞☞■✧✚

☞☉☉✱✱☞✱✚

Now fit the words you have found into the sentences below, and unscramble the five headings from this week's lesson.

We should study the Bible because it's God's very own _____. The Holy Spirit _____ the authors so that they wrote exactly what God wanted. Although more than _____ people were involved, the Bible has a wonderful _____. Discoveries and the fulfilment of _____ show that the Bible is _____. The Dead _____ Scrolls indicate that the Bible is wonderfully _____.



What an awesome _____ it is to have God's Word! Have you obeyed its message by _____ from your sin and _____ in the _____ ? If so, then you should not only read the Bible, but _____ what it says. As you do, God will _____ your life and make you the kind of _____ He wants you to be.